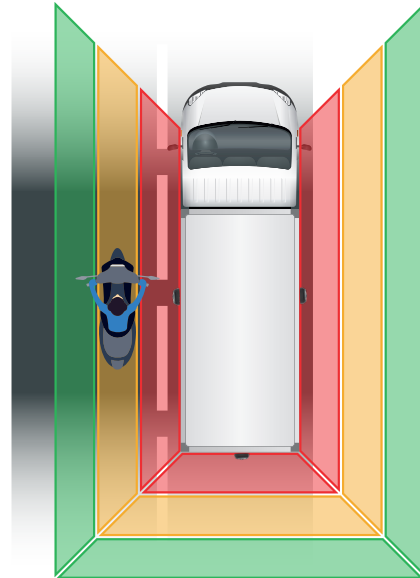


VT650-AI

INTELLIGENT PEDESTRIAN DETECTION CAMERA



VT650-AI



The **VT650-AI** offers the very latest technology to help drivers detect vulnerable road users including pedestrians, cyclists/ motorcyclists and people on scooters. The camera adopts deep learning technology, which can realise intelligent and high-precision pedestrian and vehicle detection at the front, side and rear of the vehicle in real time. Visual and audio alerts can be configured to warn drivers of potential risks or collisions.

This camera is an essential driving aid and is suitable for larger commercial vehicles such as HGVs, buses, vans, plant and other construction equipment. This all-in-one unit can also replace a side scan system and is both TFL-approved and DVS-compliant.



t +44 (0) 1246 225 745

e info@visiontrack.com

w visiontrack.com

s support.visiontrack.com



VisionTrack Copyright © 2022 - All Rights Reserved.

All manufacturers specifications are subject to change without notice. No liability will be accepted by VisionTrack for any errors or omissions in this information.

VT650-AI

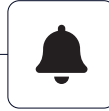
Key Features:

Helps protect against collisions with vulnerable road users, pedestrians and other vehicles



Can be connected to VisionTrack's IoT platform [Autonomise.ai](#)

Offers audible warning and visual alert on in-cab monitor (optional monitor required)



1080P full-HD camera output

Wide horizontal 170° viewing angle



Water-resistant and dustproof rating: IP69K


Item	Parameter	Description
Camera	Resolution / Frame	Full HD 1920x1080 / 25 fps or 1920x1080 / 30 fps
	Focal Length / Viewing Angle (H)	1.45mm/170°
Video	Video Output	AHD (1.0Vp-p, 75Ohm)
	Resolution / Frame	1920x1080 / 25fps or 1920x1080 / 30fps
Audio	Audio Output	Warning acoustic signal output
Interface	Communication Interface	USB 2.0 (For external Wi-Fi module)
Power	Input Power	DC 10~32V
	Power Dissipation (12V IN)	320mA
Cable	Cable Length	0.5m
Power	Operation Temperature	-20~70°C
	Storage Temp	-40~85°C
Protection	Waterproof Rating	IP69K
Appearance	Dimensions (mm)	139.7 x 63.2 x 53.5mm
	Weight (g)	386g
	Casing Colour	Black

t +44 (0) 1246 225 745

e info@visiontrack.com

w visiontrack.com

s support.visiontrack.com



VT650-AI

Specifications:

Volume	Set the alarm volume level in range 0-5. The default level is 5 (max.). Level 0 means no sound.
External Alarm Volume	Set audible and visual alarm volume. The default value is 8.
Audio Type	Switch alarm sound type. The default sounds 'Ding'. There are 6 different tone options.
PD Model	Set the algorithm model. Person: only detect pedestrians; Person & Car: detect both vehicles and pedestrians.
PD Sensitivity	The higher, the more false detection; the lower, the more missing detection.
OSD Font Size	Close 'Confidence' and adjust the font size.
PD Alarm In	Pedestrian detection trigger input. When enabled, the pedestrian detection algorithm will be enabled only when the multi-functional CAN wire or device with alarm input is connected, and the alarm in provides 12V voltage.
PD Test Mode	After turning on, when a pedestrian is detected outside a specific area, it will display within a blue box. The 'Confidence' of the detected pedestrian will display.
Person Rectangle	Select whether to display pedestrian rectangle after detecting pedestrians.
Zone Interval	Set the lowest pedestrian interval between each ROI area alarm, the alarm does not alarm during the interval.
Alarm Out Duration	Set the duration of trigger line output high level after pedestrian is detected in the detection area, which is 2 seconds by default. That is, after the pedestrian is detected, the trigger line outputs a high level. When no pedestrian is detected again, the high level lasts for 2 seconds and then drops to a low level.
Alarm Out Switch	Select whether the trigger line outputs high level after the pedestrian is detected in the Red/Yellow/Green corresponding detection area.
Detection Zone Switch	Switches control if the detection areas corresponding to Red/Yellow/Green are displayed. When you click to turn off, the detection area will not be displayed and pedestrian detection will not be performed. It takes effect immediately once it has been set.
Detection Zone Style	Fill background colour of Detection Zone and select colour of Box Line. Or select Hide to disable background colour display.
Work Speed	After the external GPS is connected, the algorithm will be activated when the driving speed is lower than the working speed.

t +44 (0) 1246 225 745

e info@visiontrack.com

w visiontrack.com

s support.visiontrack.com